



GAS BURNERS
BTG 3 - 3,6 P

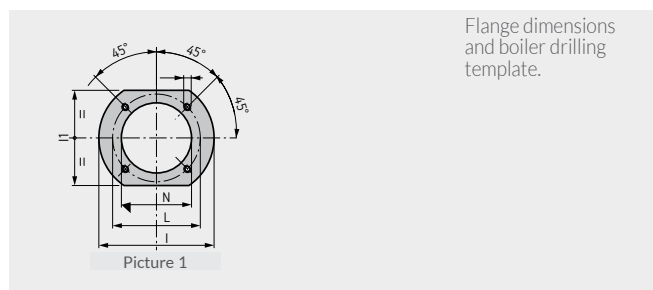
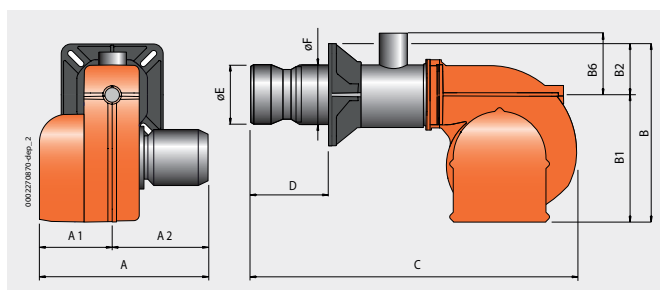




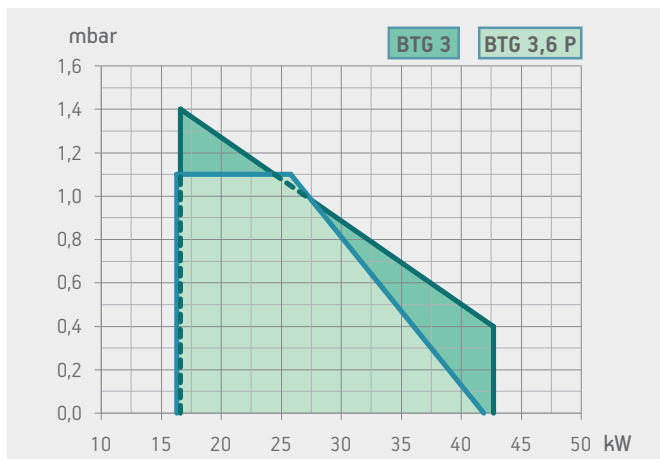
	BTG 3	BTG 3,6 P
--	-------	-----------

Gas burner compliant with European standard EN676. Operation:

	single-stage	two-stage
Low NOx and CO emissions gas burner according to European standard EN676:	class 2	class 2
Adjusting the combustion head.	•	•
Maintenance facilitated by the possibility of removing the mixing unit without having to remove the burner from the boiler.	•	•
Fixed boiler coupling flange.	•	
Sliding boiler coupling flange to adapt the blast-pipe to the various types of boilers.		•
Combustion air intake with butterfly valve. Air flow adjustment:	manual	electric servomotor
Fully closing air damper on shutdown to avoid loss of heat through the chimney.	•	•
CE version gas train is complete with operation and safety valve with electromagnetic drive, minimum pressure switch, pressure regulator and gas filter.	•	•
Possibility to choose gas train with valve tightness control.		•
Fail proof connectors for burner/gas train connection.	•	•
Gas train outlet:	up	up
Flame detection by ionisation electrode with connector for microamperometer.	•	•
Electric protection rating:	IP40	IP40
Sound-proof plastic protective cover.	•	•



Model	A mm	A1 mm	A2 mm	B mm	B1 mm	B2 mm	B6 mm	C mm	D mm	E mm	F mm	I mm	I1 mm	L mm	M mm	N mm	Pic.
BTG 3	250	120	130	242	170	72	48	330	90	90	90	170	144	135 ÷ 161	M8	95	1
BTG 3,6 P	246	123	123	289	219	70	53	410	50 ÷ 105	90	90	170	140	130 ÷ 155	M8	95	1



Model	Size of packaging			Weight kg
	L	P	H	
BTG 3	400	300	280	9
BTG 3,6 P	560	310	350	12

GAS

	Emissions class	Thermal output kW	Model	Part no.	Electrical supply	Motor kW	Notes
Frequency 50 Hz							
	class 2	16,6 ÷ 42,7	BTG 3	17000010	1N AC 50Hz 230V	0,09	1)
	class 2	16,3 ÷ 41,9	BTG 3,6 P	17030010	1N AC 50Hz 230V	0,10	1)
Frequency 60 Hz							
	class 2	16,6 ÷ 42,7	BTG 3	17000010	1N AC 60Hz 220V	0,09	1)
	class 2	16,3 ÷ 41,9	BTG 3,6 P	17030010	1N AC 60Hz 220V	0,10	1)

OPTIONALS

DESCRIPTION

BTG 3: 200 mm long combustion head

BTG 3,6 P: 300 mm long combustion head

GAS BURNER ACCESSORIES

Boiler coupling kit, plug for wiring.

NOTES

1 Equipped with air closure device.

Net calorific value at reference conditions of 0°C, 1013mbar:

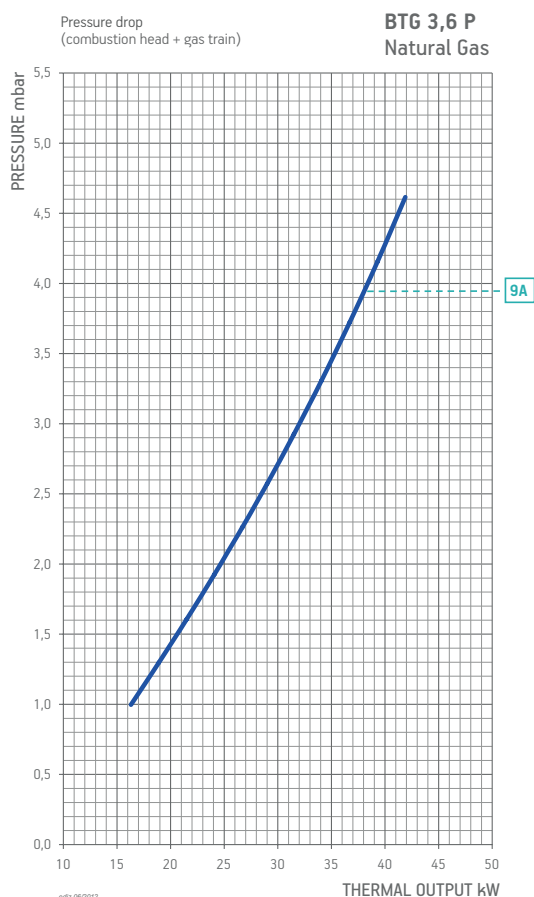
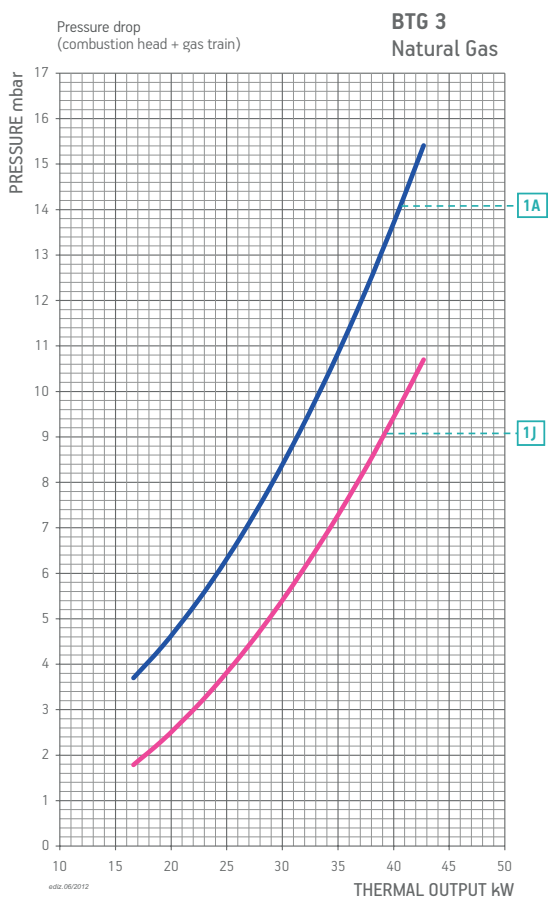
Natural Gas: $Hi = 35,80 \text{ MJ/m}^3 = 8550 \text{ kcal/m}^3$.

LPG: $Hi = 92 \text{ MJ/m}^3 = 22000 \text{ kcal/m}^3$.

For different type of gas and pressure values, please get in contact with our commercial department.

BURNER/GAS TRAIN MATCH

GAS



CE gas train version complies with EN676, EXP gas train version is for extra-European markets

Burner model	Gas type	Curve on graph	Version	P.Max ** mbar	Execution	Gas train	Regulator with incorporated filter	Burner/gas train adapter	Valve tightness control kit	Pic.	Notes
						Part no.	Part no.	Part no.	Part no.		
BTG 3	Natural gas	1A	CE/EXP	65		19990466	Included	-	-	M2	
		1J	EXP	40		19990235	-	96000030	-	ME1	
BTG 3,6 P	Natural gas	9A	CE/EXP	360	CTV	19990016	Included	-	-	B2	
						19990016	Included	-	98000100	B2	12)

Burner model	Gas type	Version	P.Max ** mbar	Execution	Gas train	Regulator with incorporated filter	Burner/gas train adapter	Valve tightness control kit	Pic.	Notes
					Part no.	Part no.	Part no.	Part no.		
BTG 3	LGP	CE	65		19990466	Included	-	-	M2	
		EXP	40		19990235	-	96000030	-	ME1	
BTG 3,6 P	LGP	CE/EXP	360	CTV	19990016	Included	-	-	B2	
					19990016	Included	-	98000100	B2	12)

To choose the correct gas train please refer to the information on Burners Catalogue.

NOTES

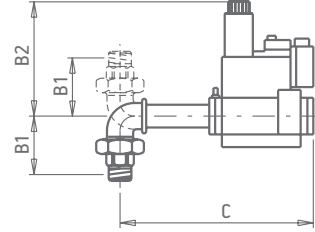
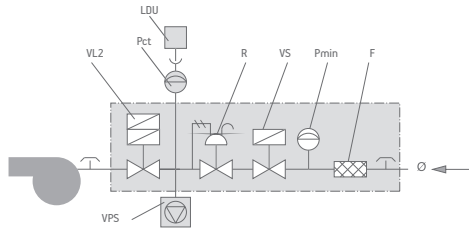
12 Valve tightness control not required by EN676.

CTV Gas train with Valve Tightness Control.

**) Maximum gas inlet pressure at pressure regulator.

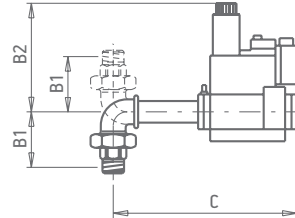
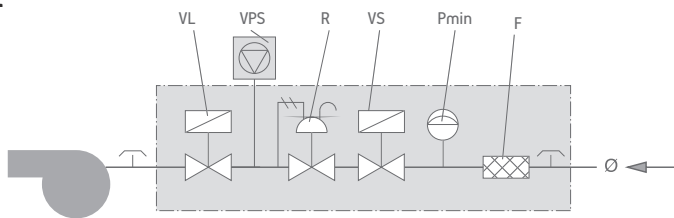
GAS TRAIN STRUCTURE AND COMPOSITION

B2



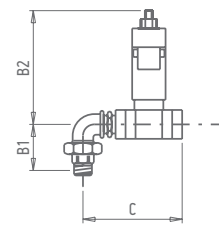
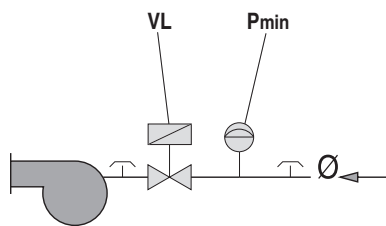
Gas train Part no.	Position									Gas train dimensions mm			Size of packaging mm	Weight
	F	LDU	Pct	Pmin	R	VL2	VPS	VS	Ø	B1	B2	C	L x P x H	kg
19990016 (MB... 405 - 1/2")	●			●	●	●	■	●	3/4"	72	210	204	300 x 210 x 300	5

M2



Gas train Part no.	Position							Gas train dimensions mm			Size of packaging mm	Weight
	F	Pmin	R	VL	VPS	VS	Ø	B1	B2	C	L x P x H	kg
19990466 (MBC... 65 - 1/2")	●	●	●	●		●	1/2"	67	150	198	240 x 220 x 210	2

ME1



Gas train Part no.	Position			Gas train dimensions mm			Size of packaging mm	Weight
	Pmin	VL	Ø	B1	B2	C	L x P x H	kg
19990235	●	1/2"	1/2"	72	151	110	240 x 220 x 210	2

- CTV** Valve tightness control.
- F** Filter.
- LDU** LDU valve tightness control.
- Pct** Pressure switch for gas control.
- Pmax** Maximum pressure switch.
- Pmc** Minimum and control pressure switch gas leaks.
- Pmin** Minimum pressure switch.
- R** Pressure regulator.
- RF** Pressure regulator with filter.

- RFP** Pressure regulator with filter for pilot gas train.
- RM** Manual flow rate regulator.
- RP** Pneumatic regulator.
- VF** Regulator throttle valve.
- VL** Operating valve.
- VL2** Two-stage operating valve.
- VLP** Operating pilot valve.
- VLR** Operating valve with pressure regulator.

- VP** Pilot valve.
- VPS** VPS valve tightness control.
- VS** Safety valve.
- VSP** Safety pilot valve.
- Ø** Gas train diameter.
- Ø1** Main gas train diameter.
- Ø2** Pilot gas train diameter.

- As standard.
- ▲ As standard for burners with an output of more than 1200 kW, on request for burners with an output of less than 1200 kW.
- On request.
- ◆ Mounted on burner.



Baltur S.p.A.

Via Ferrarese, 10 - 44042 Cento (FE) - Italy

Tel. +39 051 684.37.11

info@baltur.it - www.baltur.com