

## FNDP 100/2 - FNDP 125/2 - FNDP 150/2

Burners for heavy-oil two stages.

Available in two versions:


- FNP for fluid heavy oil up to 3,5°E at 50°C
- FNDP for dense heavy oil up to 20°E at 50°C

They are composed by: fan at high pressurisation, combustion head with adjustment at high efficiency and high flame stability and hydraulic system of regulation combustive air on the two stages of flame.

Compact overall dimensions and disposition rationalized of the components with accessibility facilitated for the operations of setting and maintenance.

Complete of nozzles, flexible pipes and line filter (for the models FNDP the line filter is electrically heated and equipped with a thermostat).

Complete of flange and gasket for installation on generator.



## TECHNICAL DATA FNDP 100/2 - FNDP 125/2 - FNDP 150/2

MODEL		FNDP 100/2	FNDP 125/2	FNDP 150/2
Flow min. - max. *	[kg/h]	40-100	60-125	70-150
Thermal power min. - max. *	[Mcal/h]	392-980	588-1225	687-1500
Thermal power min. - max. *	[kW]	456-1139	684-1424	798-1744
Fuel: HEAVY-OIL MAX 20°E at 50°C				
Intermittent working operation (min. 1 stop every 24 hours) two stages				
Environmental conditions operation / storage:	-15...+40°C / -20...+70°C, rel. humidity max. 80%			
Max. temperature combustion air	[°C]	60		
Fan motor	[kW]	2.2	3	4
Resistances	[kW]	9	11	12
Power supply:	3/N~400V, 1N~230V - 50Hz			
Electric protection degree:	IP 40			
Burner weight	[kg]	100	130	136

\* Reference conditions: Environment temperature 20°C - Barometric pressure 1013 mbars - Altitude 0 metre (sea level).

## OPERATING RANGE DIAGRAM

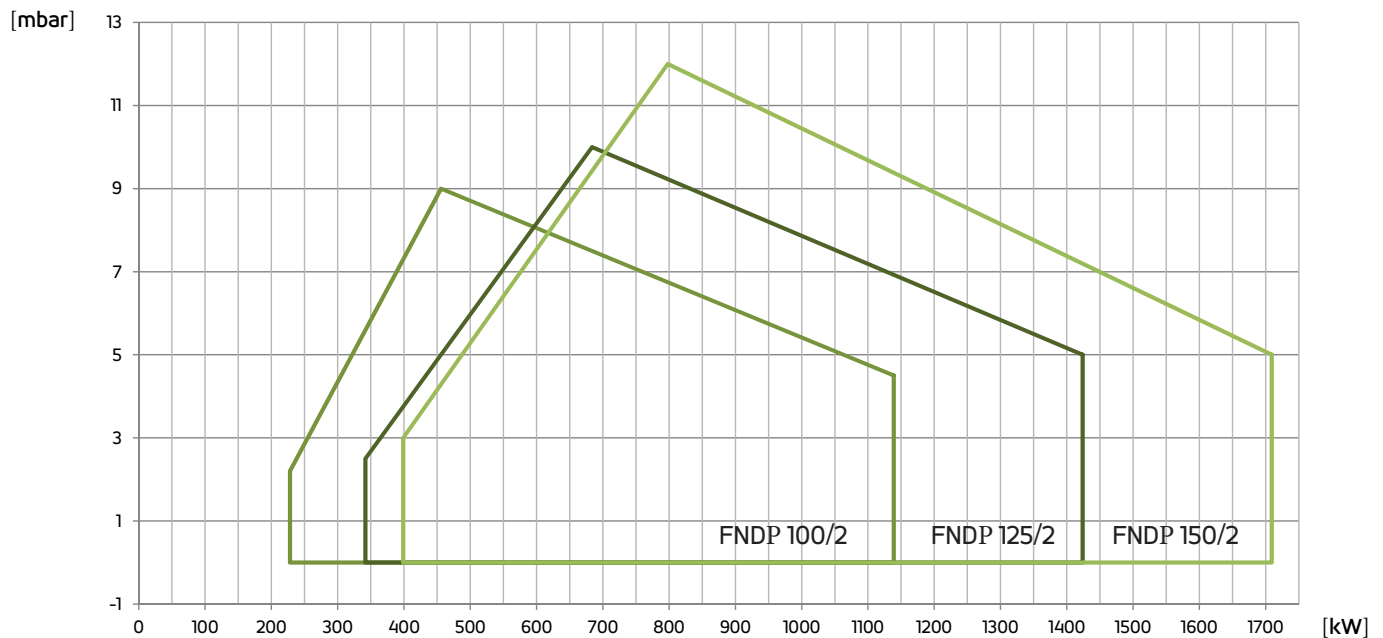


Fig. 1 X = Thermal power Y = Pressure in the combustion chamber

The firing rates has been obtained based on test boilers in accordance with EN267 standards and are indicative of matching the burner to the boiler. For the correct operation of the burner, combustion chamber dimensions must be in accordance with current regulation. In case of non-compliance, contact the manufacturer.

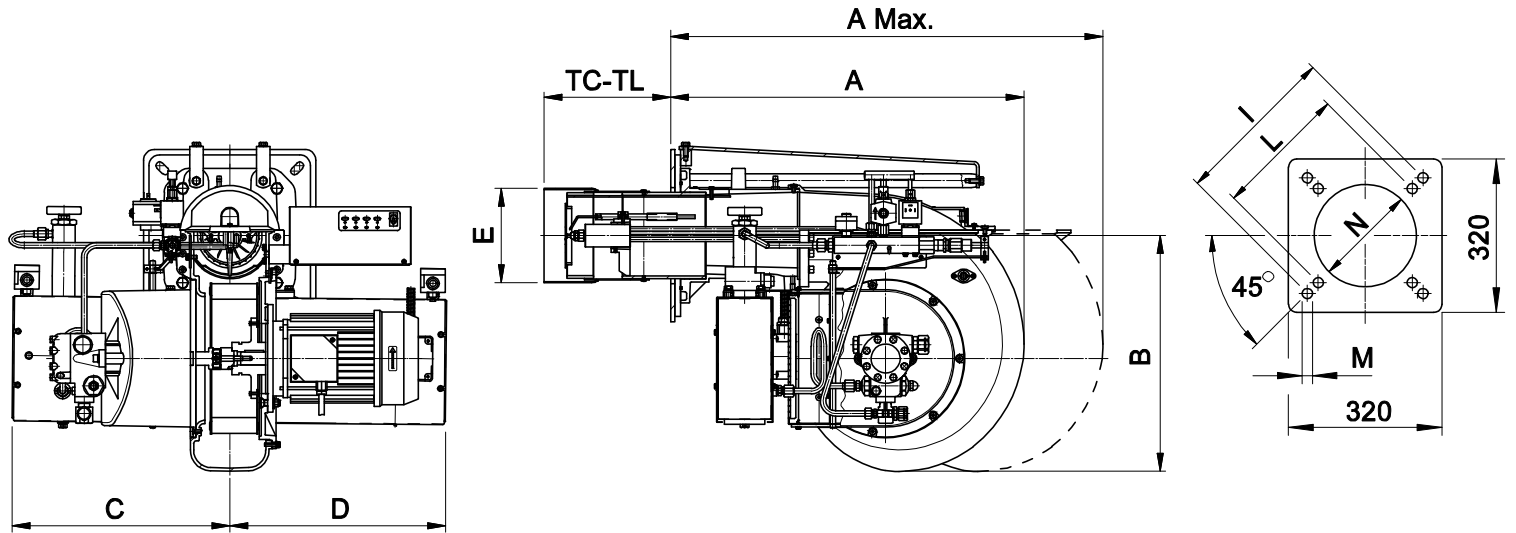


Fig. 2 Dimensions FNDP 100/2 - FNDP 125/2 - FNDP 150/2

MODEL	A	A max.	B	C	D	ØE	TC	TL	I	ØL	M	N
FNDP 100/2	656	1085	440	410	400	175	235	335	368	340	M12	190
FNDP 125/2	820	1400	520	420	400	209	200	400	368	340	M14	230
FNDP 150/2	820	1400	520	420	400	209	200	400	368	340	M14	230

**PRODUCT SPECIFICATION****SHORT DESCRIPTION**

Light-oil burners two stages available in two versions: FNP for fluid heavy oil up to 3,5°E at 50°C or FNDP for dense heavy oil up to 20°E at 50°C.

**DETAILED SPECIFICATION**

Light-oil burner two stages available in two versions: FNP for fluid heavy oil up to 3,5°E at 50°C or FNDP for dense heavy oil up to 20°E at 50°C composed by:

- Fan at high pressurisation;
- Combustion head with adjustment at high performance and elevated flame stability;
- Flange and insulating gasket for fixing at boiler;
- Three-phase with neutral power supply;
- Photodiode for flame detection;
- IP 40 electric protection level;
- Supports and tierods for burner extraction;
- Easy extraction of combustion head without get off the burners by boiler.

**CONFORMING TO:**

- CE rules;
- 2014/30/UE Directive E.M.C.;
- 2014/35/UE Directive L.V.;
- 2006/42/CE - 2006/42/EG - 2006/42/EC Directive MAC;
- 2014/68/EU (art.4, par.3) Directive P.E.D.;
- Reference rules: EN267 (liquid fuel) - EN746-2 (industrial thermoprocessing equipment).

**STANDARD EQUIPMENT**

- Flexible hoses for connection;
- Line filter (for the models FNDP the line filter is electrically heated and equipped with a thermostat);
- Isomart gasket;
- Nozzles;
- Flange with insulating gasket;
- Burner nameplate;
- Warranty;
- Instruction handbook for installation, use and maintenance.

**OPTIONAL**

- Noise protection.