

**RD-460/4** THE NEO-CLASSIC 460  
**RD-660/4** THE NEO-CLASSIC 660  
**RD-760/4** THE NEO-CLASSIC 760  
**RD-810/4** THE NEO-CLASSIC 810



**Arroll**<sup>®</sup>

**RD-460/4 / RD-660/4 / RD-760/4 / RD-810/4 THE NEO-CLASSIC 460, 660, 760 & 810**

#### NEO-CLASSIC 460

##### RADIATOR DIMENSIONS

Leg section height:	455 mm
Middle section height:	380 mm
Section length	60 mm
Radiator depth:	140 mm

##### INLET & EXIT

Bottom inlet to floor:	110 mm
Top inlet to floor:	410 mm
Pipe centres to skirting board:	70 mm

##### HEAT OUTPUT PER SECTION

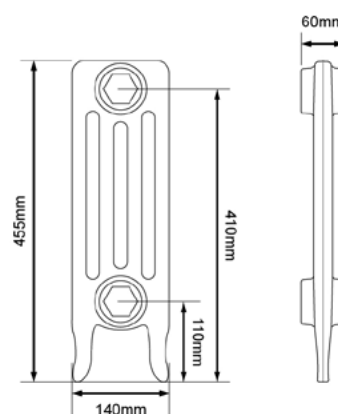
Delta $\Delta T$ 50°C:	57 Watts / 196 BTUs
Delta $\Delta T$ 60°C:	62 Watts / 213 BTUs

##### RADIATOR WEIGHT

Empty weight per leg section:	3.4 KG
Empty weight per middle section:	3.0 KG
Filled weight per leg section:	3.9 KG
Filled weight per middle section:	3.5 KG

##### INTERNAL VOLUME

Leg section	0.5 L
Middle section	0.5 L

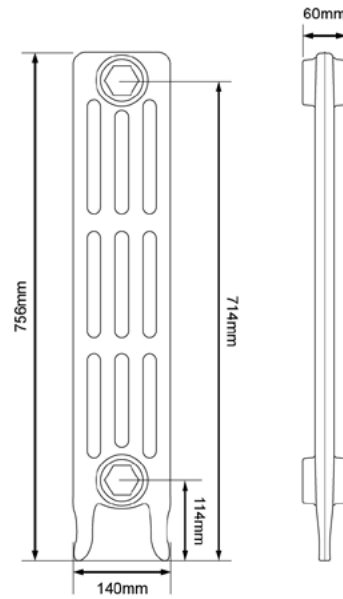
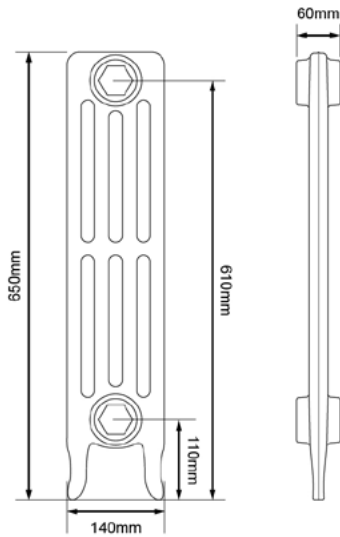


\*All measurements and sizes are approximate.

#### Terms & Conditions

It is the policy of Arroll Limited to allow a 4% +/- tolerance on all measurements and sizes provided. It is not recommended that plumbers fit pipe centres prior to the arrival & inspection of the radiator. Warranty is subject to the installation of the radiator in accordance to the fitting instruction supplied. The Arroll name including its trademark is registered property of Arroll Limited, Belfast.

**RD-460/4** THE NEO-CLASSIC 460  
**RD-660/4** THE NEO-CLASSIC 660  
**RD-760/4** THE NEO-CLASSIC 760  
**RD-810/4** THE NEO-CLASSIC 810



NEO-CLASSIC 660

**RADIATOR DIMENSIONS**

Leg section height:	650 mm
Middle section height:	580 mm
Section length	60 mm
Radiator depth:	140 mm

**INLET & EXIT**

Bottom inlet to floor:	110 mm
Top inlet to floor:	610 mm
Pipe centres to skirting board:	70 mm

**HEAT OUTPUT PER SECTION**

Delta $\Delta T$ 50°C:	78 Watts / 266 BTUs
Delta $\Delta T$ 60°C:	98 Watts / 336 BTUs

**RADIATOR WEIGHT**

Empty weight per leg section:	4.8 KG
Empty weight per middle section:	4.4 KG
Filled weight per leg section:	5.5 KG
Filled weight per middle section:	5.1 KG

**INTERNAL VOLUME**

Leg section	0.5 L
Middle section	0.5 L

\*All measurements and sizes are approximate.

NEO-CLASSIC 760

**RADIATOR DIMENSIONS**

Leg section height:	756 mm
Middle section height:	680 mm
Section length	60 mm
Radiator depth:	140 mm

**INLET & EXIT**

Bottom inlet to floor:	114 mm
Top inlet to floor:	714 mm
Pipe centres to skirting board:	70 mm

**HEAT OUTPUT PER SECTION**

Delta $\Delta T$ 50°C:	92 Watts / 313 BTUs
Delta $\Delta T$ 60°C:	115 Watts / 395 BTUs

**RADIATOR WEIGHT**

Empty weight per leg section:	5.7 KG
Empty weight per middle section:	5.4 KG
Filled weight per leg section:	6.5 KG
Filled weight per middle section:	6.2 KG

**INTERNAL VOLUME**

Leg section	0.8 L
Middle section	0.8 L

\*All measurements and sizes are approximate.

**Terms & Conditions**

It is the policy of Arroll Limited to allow a 4% +/- tolerance on all measurements and sizes provided. It is not recommended that plumbers fit pipe centres prior to the arrival & inspection of the radiator. Warranty is subject to the installation of the radiator in accordance to the fitting instruction supplied. The Arroll name including its trademark is registered property of Arroll Limited, Belfast.

© Copyright 2020 Arroll Limited

**Arroll**<sup>®</sup>

RD-460/4 / RD-660/4 / RD-760/4 / RD-810/4 THE NEO-CLASSIC 460, 660, 760 & 810

**RD-460/4** THE NEO-CLASSIC 460  
**RD-660/4** THE NEO-CLASSIC 660  
**RD-760/4** THE NEO-CLASSIC 760  
**RD-810/4** THE NEO-CLASSIC 810



**Arroll**<sup>®</sup>

NEO-CLASSIC 810

**RADIATOR DIMENSIONS**

Leg section height:	813 mm
Middle section height:	725 mm
Section length	60 mm
Radiator depth:	160 mm

**INLET & EXIT**

Bottom inlet to floor:	126 mm
Top inlet to floor:	770 mm
Pipe centres to skirting board:	80 mm

**HEAT OUTPUT PER SECTION**

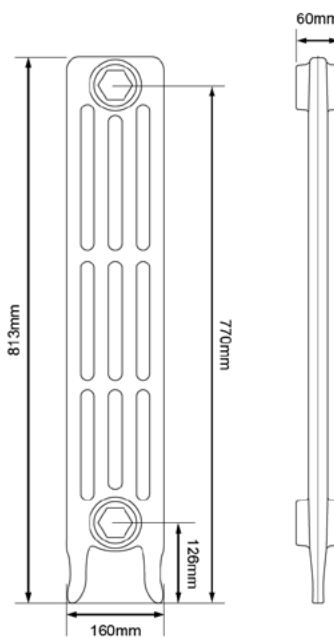
Delta $\Delta T$ 50°C:	103 Watts / 351 BTUs
Delta $\Delta T$ 60°C:	129 Watts / 443 BTUs

**RADIATOR WEIGHT**

Empty weight per leg section:	6.5 KG
Empty weight per middle section:	5.8 KG
Filled weight per leg section:	7.6 KG
Filled weight per middle section:	6.9 KG

**INTERNAL VOLUME**

Leg section	1.1 L
Middle section	1.1 L



\*All measurements and sizes are approximate.

**Terms & Conditions**

It is the policy of Arroll Limited to allow a 4% +/- tolerance on all measurements and sizes provided. It is not recommended that plumbers fit pipe centres prior to the arrival & inspection of the radiator. Warranty is subject to the installation of the radiator in accordance to the fitting instruction supplied. The Arroll name including its trademark is registered property of Arroll Limited, Belfast.

RD-460/4 / RD-660/4 / RD-760/4 / RD-810/4 THE NEO-CLASSIC 460, 660, 760 & 810