



SPARE PARTS EXPLODED VIEW  
GAS WALL BOILERS

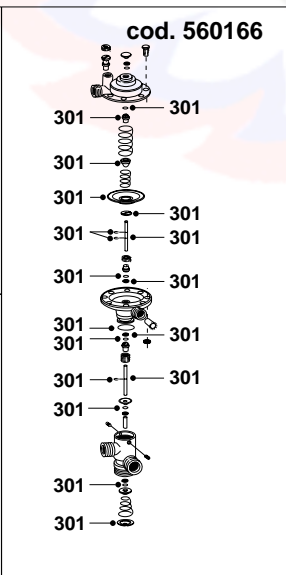
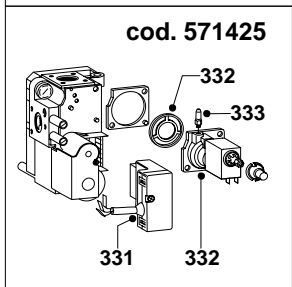
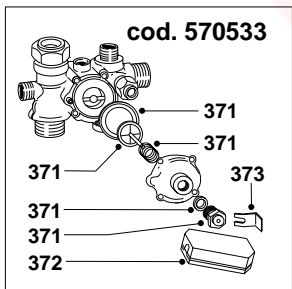
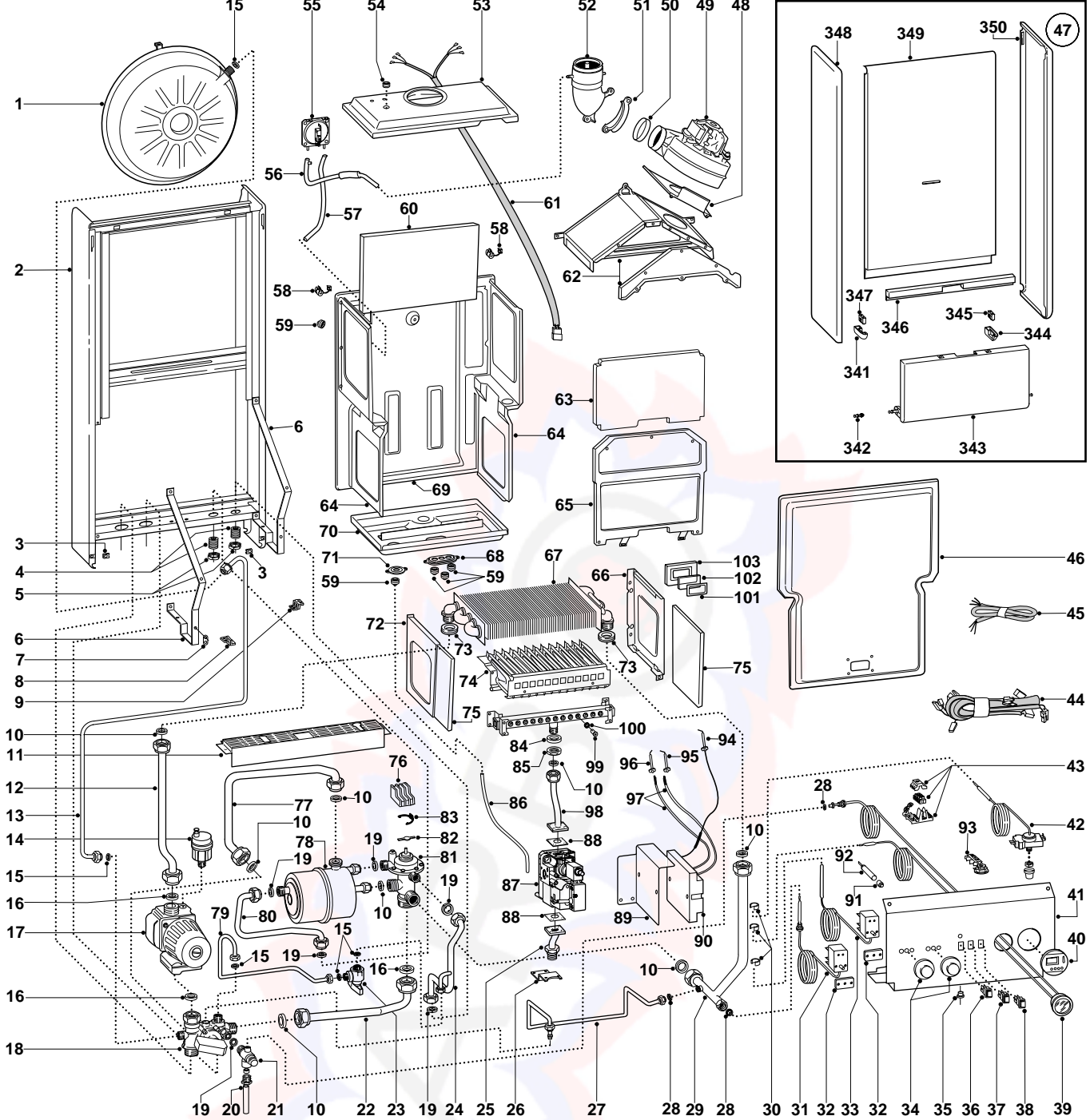
Models

**BASIC 23 MFFI R**

---

Edition 1 of 15 April 1998





MODELS	CHARACTERISTICS	SERIAL NO. VALIDITY	REF.
BASIC 23 MFFI R	METHANE	9808400417	A
BASIC 23 MFFI R	LPG	9808400420	B

<b>PART.</b>	<b>CODE</b>	<b>DESCRIPTION</b>	<b>REF.</b>	<b>NOTE</b>
1	564492	Expansion vessel		
2	-----	Frame		11
3	570717	Fastening spring		
4	573531	Brass nipple 1/2"		
5	573530	Lock nut 1/2"		
6	571963	Left holder control panel bracket		
7	-----	Earth symbol plate		11
8	569192	LH control panel hinge		
9	566093	RH control panel hinge		
10	573520	Gasket 3/4"		13
11	570531	Lower grate		
12	570448	Circulator/main exchanger pipe		
13	570575	Expansion vessel pipe		
14	564254	Automatic air release valve		
15	573521	Gasket 3/8"		13
16	569387	Gasket 1"		13
17	997006	Standard circulator with CE deaerator		
18	570533	C.H.W. flow-return group within main circuit flow switch		
19	573528	Gasket 1/2"		13
20	-----	Safety valve exhaust pipe		11
21	569292	Safety valve 3 bar		
22	570454	C.H.W. flow pipe		
23	570562	Filling cock		
24	570940	Cold water inlet pipe		
25	570456	Gas inlet pipe		
26	570446	Gas valve support		
27	571119	Main circuit flow switch pipe		
28	569390	Gasket 1/4"		13
29	571002	C.H.W. divertor valve pipe		
30	570543	Thermostat bulb clamps		
31	571831	D.H.W. thermostat		
32	564976	Thermostat dielectric spacer		
33	571830	Two-stage thermostat for heating installation		
34	569421	Control knob		
35	570772	Cable holder		
36	571802	Unipolar switch		
37	569423	D.H.W. switch		
38	569424	On/Off switch with neon light		
39	571832	Temperature/pressure gauge		
40	573694	Timer opening cover		
41	571668	Control panel		
42	571829	Overheat thermostat		
43	-----	Terminal board		11
44	571687	Electric system		
45	570593	Main power supply cord		
46	569605	Sealed chamber from panel		
47	572631	Full case complete		
48	573047	Ventilator fixing plate		
49	569431	Fan		
50	569433	Seal		
51	569434	Venturi collar		
52	572382	Venturi device		
53	571844	Sealed chamber cover		
54	573534	Cable holder D.75		
55	571653	Air pressure switch		
56	571819	Silicone pipe (negative signal)		
57	571575	Silicone pipe (positive signal)		
58	570561	Fan power supply cord clamp		
59	569458	Cable holders silicone D.2		
60	573723	Back insulation panel		
61	572168	Fan supply cord		
62	570518	Flue hood		
63	573721	Front insulation panel		
64	573238	Sealed chamber side panel		
65	572647	Front combustion chamber panel		

<b>PART.</b>	<b>CODE</b>	<b>DESCRIPTION</b>	<b>REF.</b>	<b>NOTE</b>
66	573242	R.H. combustion chamber panel		
67	572749	Main exchanger		
68	571612	Inspection plate three holes		
69	-----	Sealed chamber back panel		11
70	571611	Sealed chamber lower cover		
71	569457	Compensation pipe inspection plate		
72	573243	L.H. combustion chamber panel		
73	569443	Silicone seal		
74	572270	Main burner	A	
74	572272	Main burner	B	
75	573720	Side insulation panel		
76	560146	3 micro square for pressure gauge valve		
77	570453	C.H.W. return connection pipe from secondary exchanger		
78	566098	D.H.W. exchanger		
79	570643	Filling cock pipe/C.H.W. flow pipe		
80	571126	Hot water outlet pipe		
81	560166	90° divertor valve without microswitches		
82	569384	Pushing cap		
83	572714	Clips for pressure gauge valve micro		
84	569413	Silent washer 37x26x2		
85	569446	Brass lock nut 3/4"		
86	573576	Compensation tube		
87	571425	Gas valve		
88	569254	Gas valve gasket		
89	571797	P.C.B. support		
90	571998	P.C.B.		
91	571803	Signal lamp cap		
92	571799	Wired block signal lamp		
93	569391	Main power supply cord clammer with terminal		
94	573441	Detection electrode		
95	569560	Ignition electrode (R.H.)		
96	569561	Ignition electrode (L.H.)		
97	569558	Special cable for ignition electrode		
98	570447	Gas pipe to the main burner		
99	572138	Burner jet washer		
100	570248	Burner jet 1.25mm	A	
100	570251	Burner jet 0.72mm	B	
101	569442	View window seal		
102	573567	View window glass		
103	573566	View window holder		
301	573603	Divertor valve maintenance kit		
331	571478	Wired rectifier		
332	573711	HW gas valve 220V multigas modulating regulator		
333	573793	Valve control pressure intake		
341	569472	Female insert housing for R.H.Hinge		
342	569470	Hinge pivot		
343	571173	Full case door		
344	569473	Female insert housing for L.H.Hinge		
345	569474	Female insert for R.H. hinge		
346	571155	Insert with ball		
347	569475	Female insert for L.H. hinge		
348	569656	Left hand side casing panel		
349	569657	Frontal casing panel		
350	569655	Right hand side casing panel		
361	569281	Burner jet 1.25 full kit (Natural gas)		12
362	569282	Burner jet 0.72 full kit (LPG)		12
371	570714	Service kit for main circuit flow switch		
372	570713	Microswitch for main circuit flow switch		
373	573824	Microswitch fixing spring		

NOTE	DESCRIPTION
11	Not supplied as a spare part
12	Not illustrated
13	25 piece kit



# USEFUL TIPS

## Instructions for the reader

This manual of "SPARE PARTS EXPLODED VIEW GAS WALL BOILERS" is designed to help you find the right spare part for repairs quickly and easily.

The drawings and list of spare parts refer only to the models shown in the table under the drawing.

Remember that the list of spare parts will help you find:

- the position in the drawing of all the parts available as spares under the ("PARTS" column);
- the code to use when requesting the spare part;
- a brief description of the spare part;
- the applicability of the spare part to specific models ("REF." column). If the box is blank, the spare part may be used for all the models to which the blow up refers;
- comments.

## Requesting spare parts

When ordering spare parts remember to specify the code and number of parts required, as well as the name and address of the company requesting the spare part.

Orders should be sent by fax to MTS S.P.A., on the following numbers:

**0732-626473 (FAX)**

**0732-628773 (FAX)**

## Contacting the MTS S.P.A. Servicing Centre

The MTS S.P.A. Servicing Centre has a special department that provides detailed information on how to resolve any of the technical problems that may be encountered with the GAS WALL BOILERS. Servicing Centres may use this service by calling the following numbers:

**071-7100594**

**167-217718**

210R027  
28/04/98

**Merloni**  
**TermoSanitari** <sup>spa</sup>

Servizio Assistenza Tecnica  
via Pascoli, 1  
60044 FABRIANO (AN)